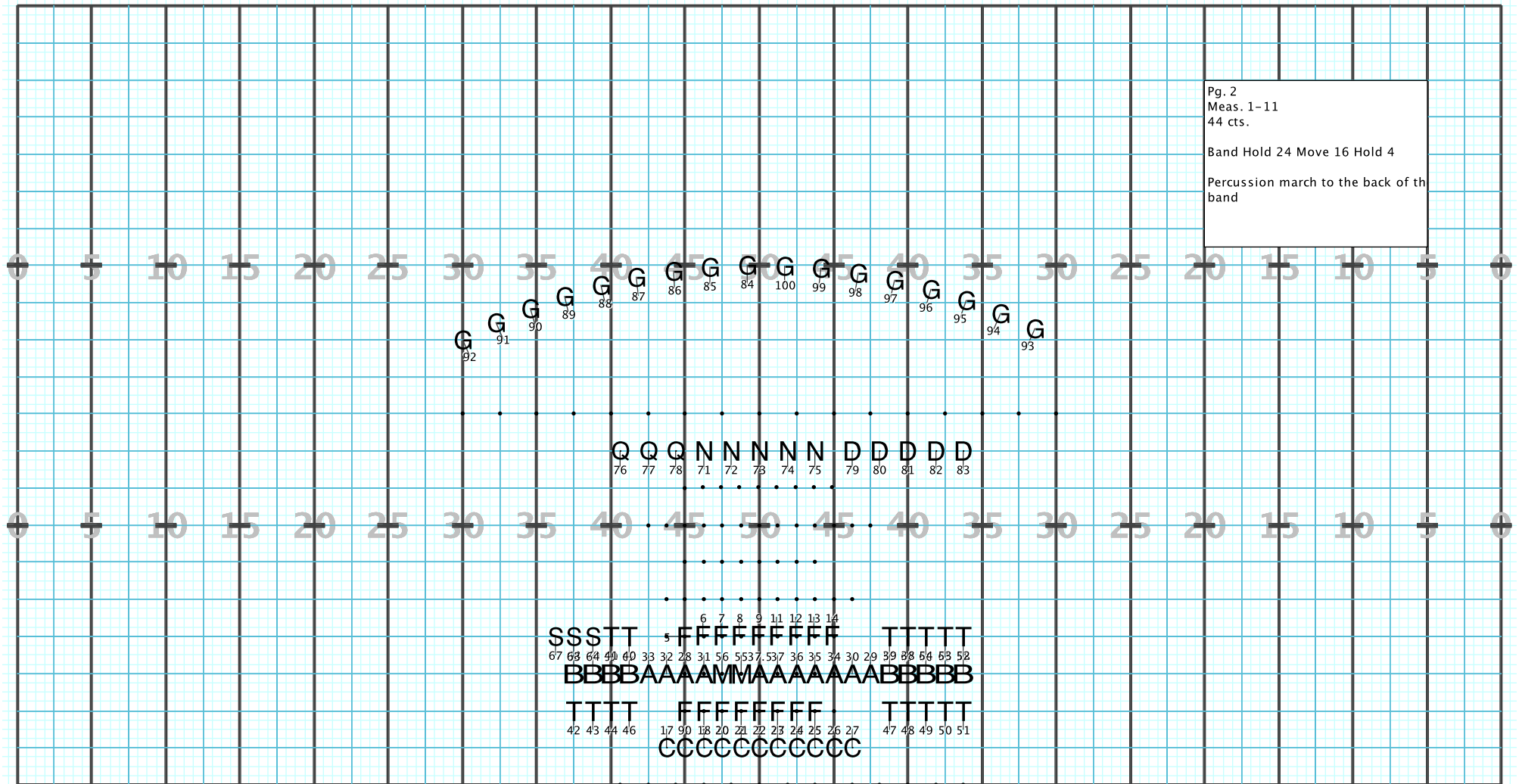


Pg. 1
START

The grid contains musical notation for a drill. The notation is arranged in several rows:

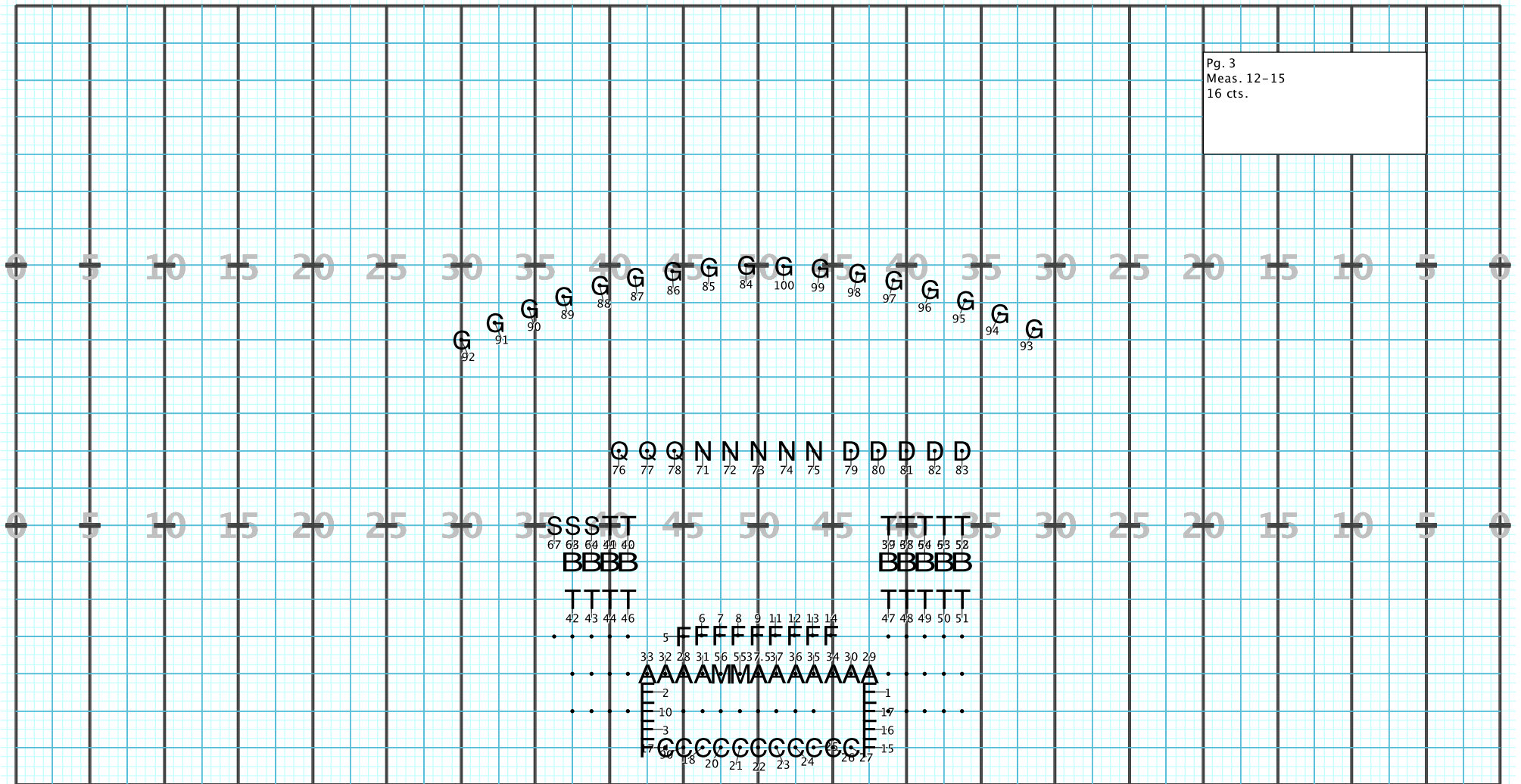
- Row 1 (Notes G): 92, 91, 90, 89, 88, 87, 86, 85, 84, 100, 99, 98, 97, 96, 95, 94, 93
- Row 2 (Notes F): 5, 6, 7, 8, 9, 11, 12, 13, 14
- Row 3 (Notes A): 33, 32, 28, 31, 56, 55, 37, 53, 7, 36, 35, 34, 30, 29
- Row 4 (Notes S): 17, 90, 18, 20, 21, 22, 23, 24, 25, 26, 27
- Row 5 (Notes C): 67, 63, 64, 41, 40, 39, 38, 54, 53, 52
- Row 6 (Notes T): 42, 43, 44, 46, 47, 48, 49, 50, 51
- Row 7 (Notes Q, N, D): 76, 77, 78, 71, 72, 73, 74, 75, 79, 80, 81, 82, 83

Director Viewpoint



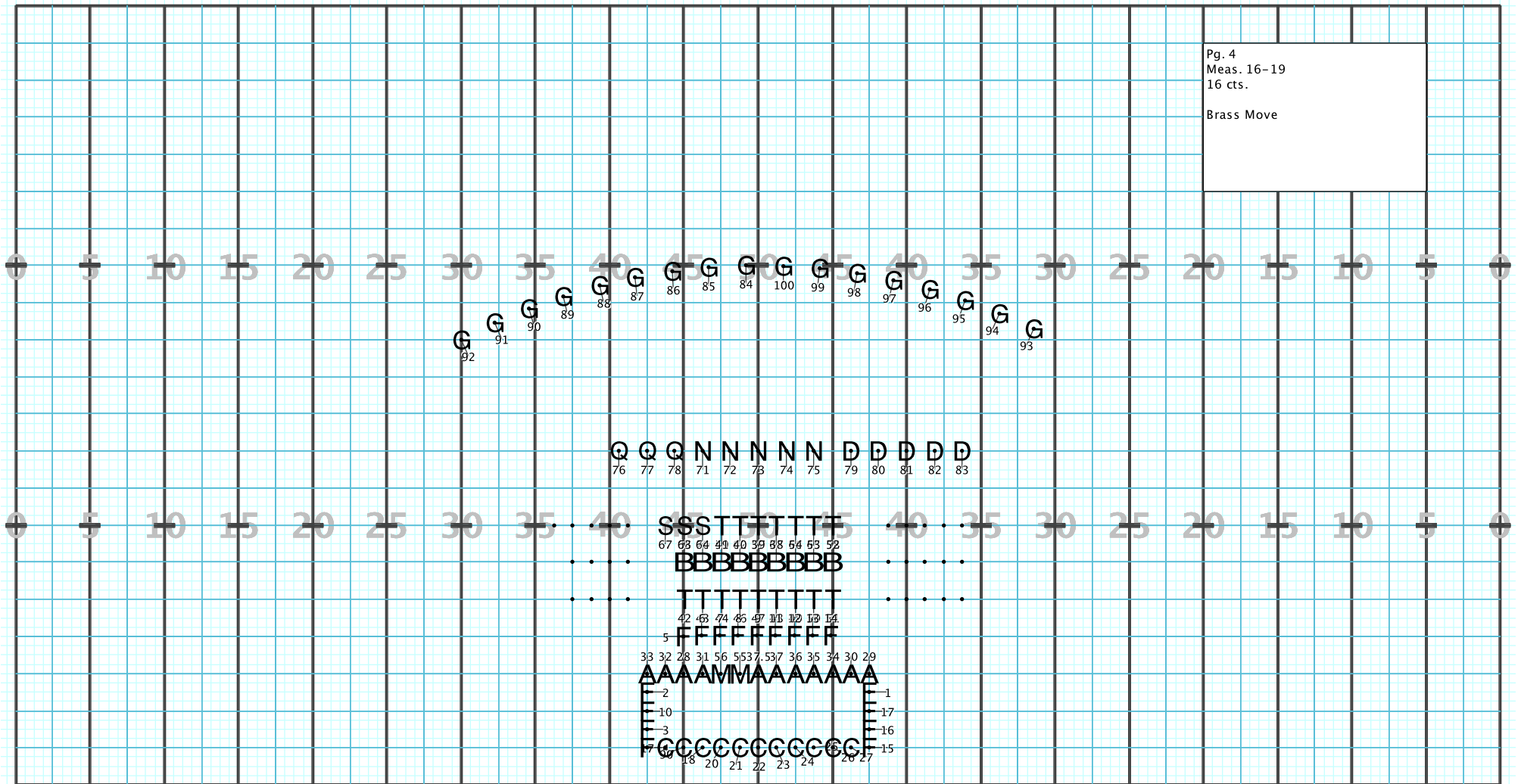
Director Viewpoint

Pg. 3
Meas. 12-15
16 cts.



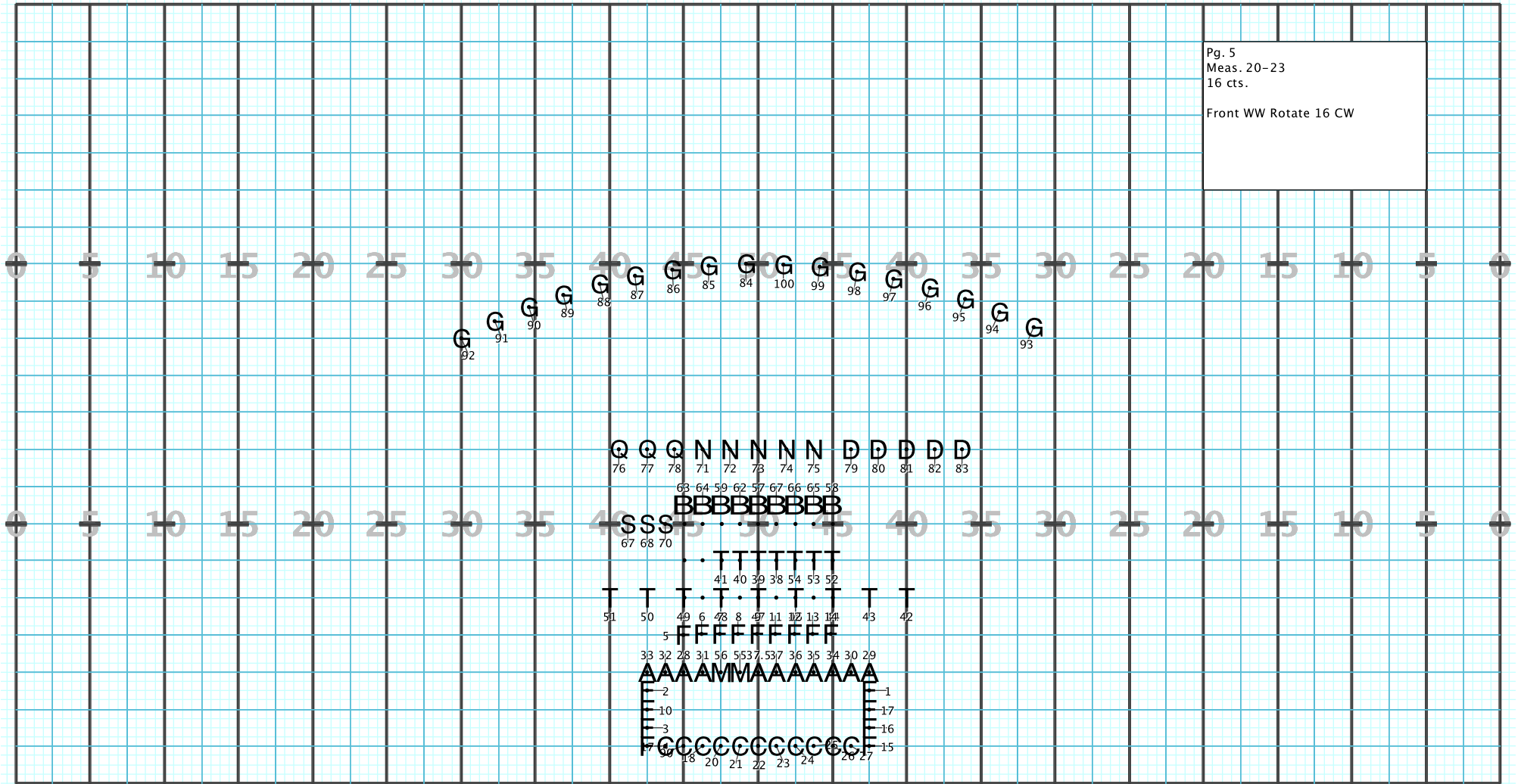
Director Viewpoint

Pg. 4
Meas. 16-19
16 cts.
Brass Move



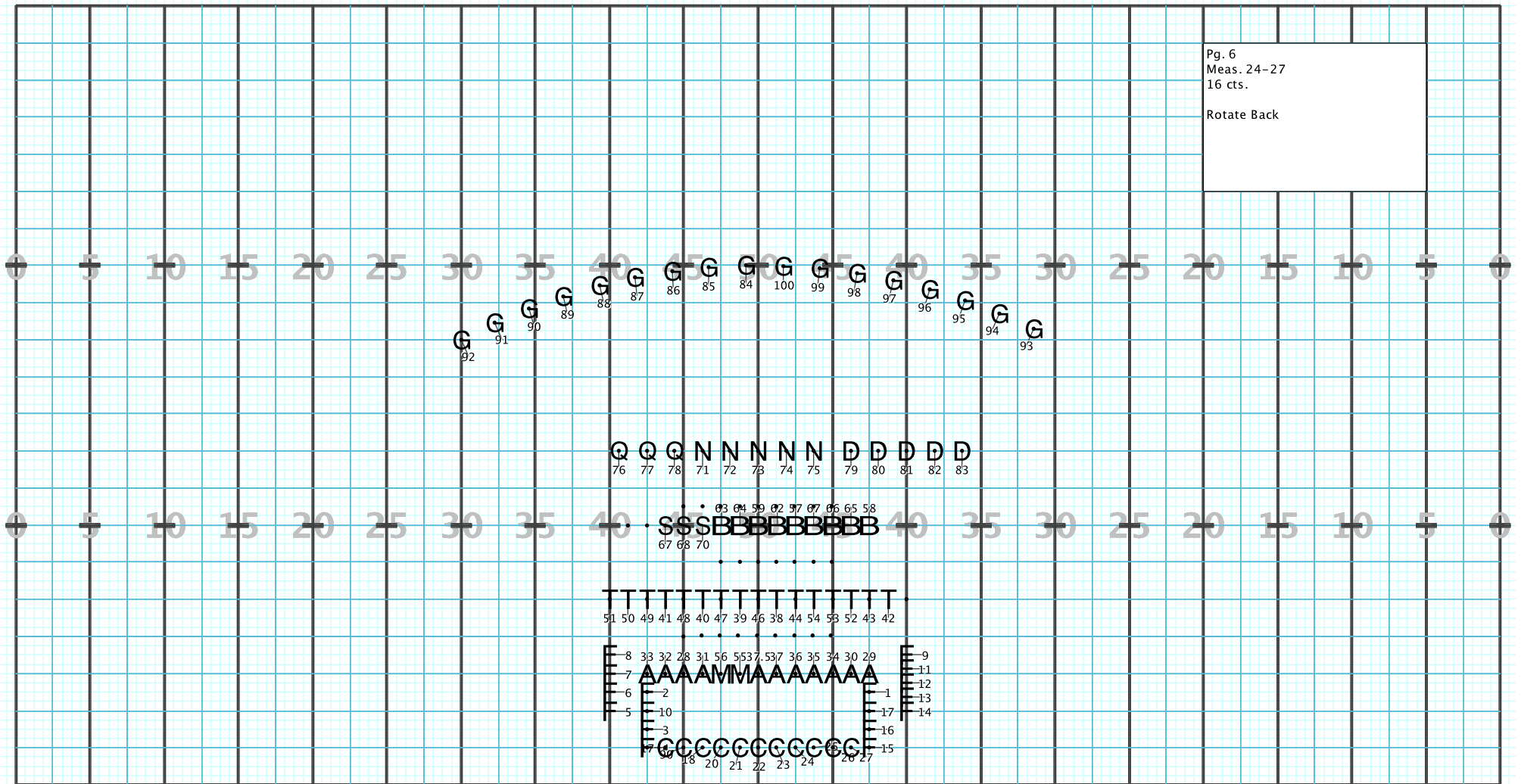
Director Viewpoint

Pg. 5
Meas. 20-23
16 cts.
Front WW Rotate 16 CW



Director Viewpoint

Pg. 6
Meas. 24-27
16 cts.
Rotate Back



Director Viewpoint

Pg. 6
 Meas. 28-35
 32 cts.
 Sax Solo
 Move at Half Note- 16 cts.

The score consists of several lines of music notation on a grid. The notation includes letters and numbers representing notes and measures. The letters used are G, Q, N, D, S, B, A, M, T, C, and F. The numbers range from 1 to 100, indicating the measure number. The score is centered in the lower half of the grid.

Line 1: G 92, G 91, G 90, G 89, G 88, G 87, G 86, G 85, G 84, G 100, G 99, G 98, G 97, G 96, G 95, G 94, G 93

Line 2: Q 76, Q 77, Q 78, N 71, N 72, N 73, N 74, N 75, D 79, D 80, D 81, D 82, D 83

Line 3: S 33, S 34, S 35, S 36, S 37, S 38, S 39, S 40, S 41, S 42, S 43, S 44, S 45, S 46, S 47, S 48, S 49, S 50, S 51, S 52, S 53, S 54, S 55, S 56, S 57, S 58, S 59, S 60, S 61, S 62, S 63, S 64, S 65, S 66, S 67, S 68, S 69, S 70, S 71, S 72, S 73, S 74, S 75, S 76, S 77, S 78, S 79, S 80, S 81, S 82, S 83, S 84, S 85, S 86, S 87, S 88, S 89, S 90, S 91, S 92, S 93, S 94, S 95, S 96, S 97, S 98, S 99, S 100

Line 4: A 41, A 42, A 43, A 44, A 45, A 46, A 47, A 48, A 49, A 50, A 51, A 52, A 53, A 54, A 55, A 56, A 57, A 58, A 59, A 60, A 61, A 62, A 63, A 64, A 65, A 66, A 67, A 68, A 69, A 70, A 71, A 72, A 73, A 74, A 75, A 76, A 77, A 78, A 79, A 80, A 81, A 82, A 83, A 84, A 85, A 86, A 87, A 88, A 89, A 90, A 91, A 92, A 93, A 94, A 95, A 96, A 97, A 98, A 99, A 100

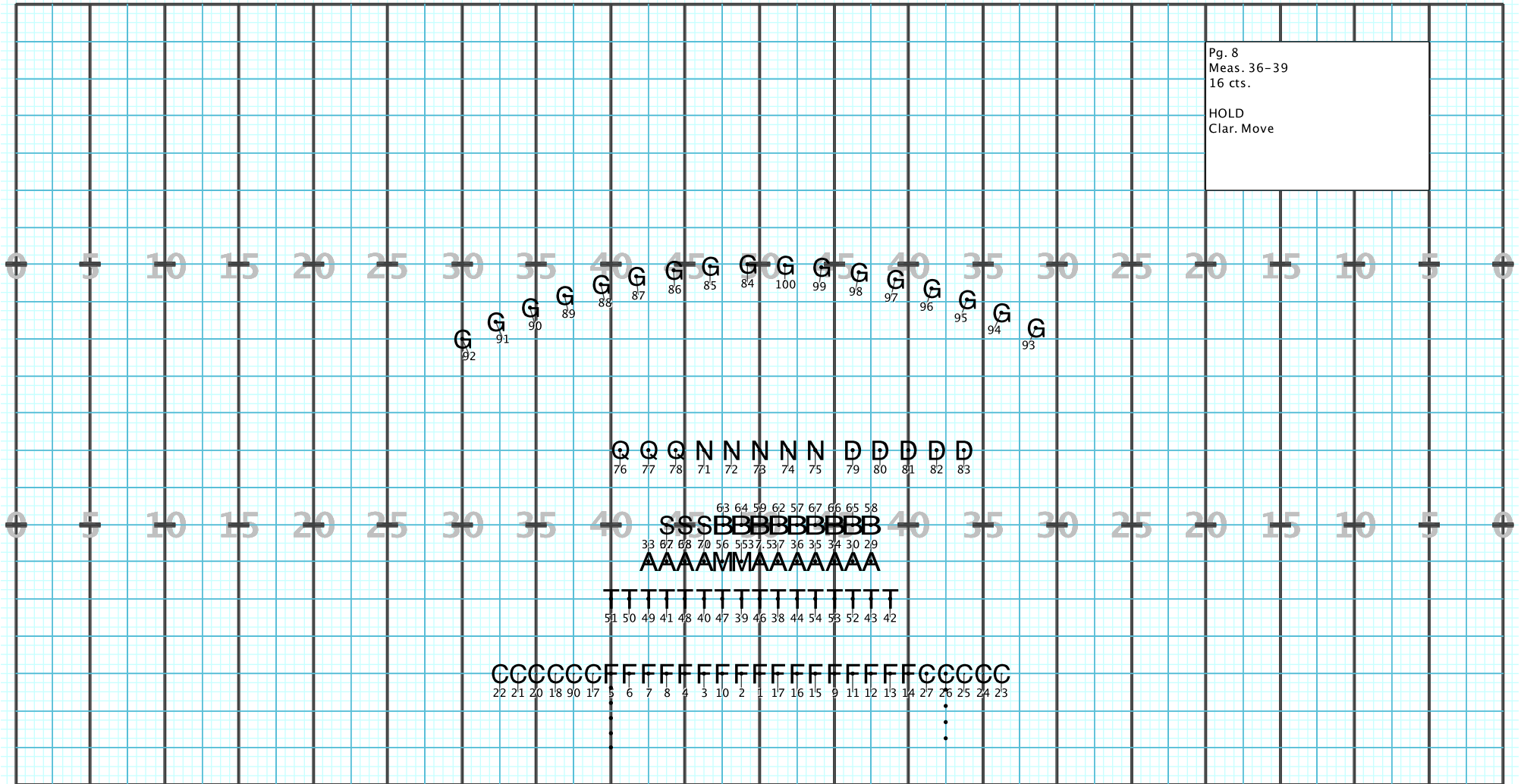
Line 5: T 41, T 42, T 43, T 44, T 45, T 46, T 47, T 48, T 49, T 50, T 51, T 52, T 53, T 54, T 55, T 56, T 57, T 58, T 59, T 60, T 61, T 62, T 63, T 64, T 65, T 66, T 67, T 68, T 69, T 70, T 71, T 72, T 73, T 74, T 75, T 76, T 77, T 78, T 79, T 80, T 81, T 82, T 83, T 84, T 85, T 86, T 87, T 88, T 89, T 90, T 91, T 92, T 93, T 94, T 95, T 96, T 97, T 98, T 99, T 100

Line 6: C 17, C 18, C 19, C 20, C 21, C 22, F 1, F 2, F 3, F 4, F 5, F 6, F 7, F 8, F 9, F 10, F 11, F 12, F 13, F 14, F 15, F 16, F 17, F 18, F 19, F 20, F 21, F 22, F 23, F 24, F 25, F 26, F 27, F 28, F 29, F 30, F 31, F 32, F 33, F 34, F 35, F 36, F 37, F 38, F 39, F 40, F 41, F 42, F 43, F 44, F 45, F 46, F 47, F 48, F 49, F 50, F 51, F 52, F 53, F 54, F 55, F 56, F 57, F 58, F 59, F 60, F 61, F 62, F 63, F 64, F 65, F 66, F 67, F 68, F 69, F 70, F 71, F 72, F 73, F 74, F 75, F 76, F 77, F 78, F 79, F 80, F 81, F 82, F 83, F 84, F 85, F 86, F 87, F 88, F 89, F 90, F 91, F 92, F 93, F 94, F 95, F 96, F 97, F 98, F 99, F 100

Director Viewpoint

Pg. 8
Meas. 36-39
16 cts.

HOLD
Clar. Move



Director Viewpoint

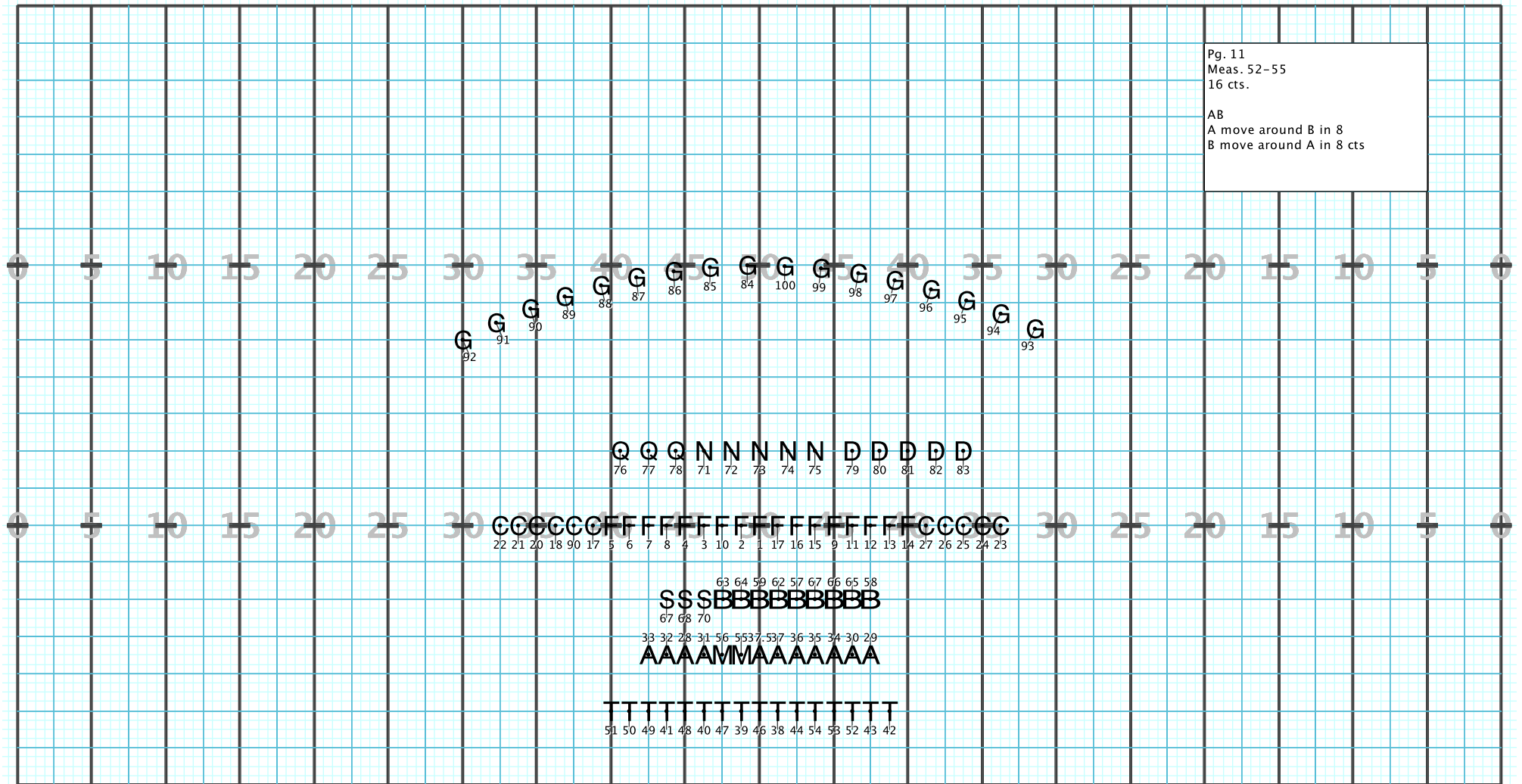
Pg. 9
Meas. 40-43
16 cts.
PASS

Director Viewpoint

Pg. 10
Meas. 44-51
32 cts.
HOLD

Director Viewpoint

Pg. 11
 Meas. 52-55
 16 cts.
 AB
 A move around B in 8
 B move around A in 8 cts



Director Viewpoint

Pg. 12
 Meas. 56-59
 16 cts
 AB
 A FM 8 BWM 8
 B 8 and 8

Director Viewpoint

Pg. 13
 Meas. 60-63
 16 cts
 Red Door
 Foot work on rhythm hits

Director Viewpoint

Pg. 14
Meas. 64-68
16 cts
Crazy Train
Rhythmic moves back to position

87 86 85 84 100 99 98 97 96 95 94 93

92 91 90 89 88 87

Q Q Q N N N N N D D D D D
76 77 78 71 72 73 74 75 79 80 81 82 83

C C C C C C F F F F F F F F F F F F F F F F C C C C C C
22 21 20 18 90 17 5 6 7 8 4 3 10 2 1 17 16 15 9 11 12 13 14 27 26 25 24 23

S S S B B B B B B B B B B
63 64 59 62 57 67 66 65 58
67 68 70

A A A A M M A A A A A A A A A A
33 32 28 31 56 53 37 53 7 36 35 34 30 29

T
51 50 49 41 48 40 47 39 46 38 44 54 53 52 43 42

Director Viewpoint

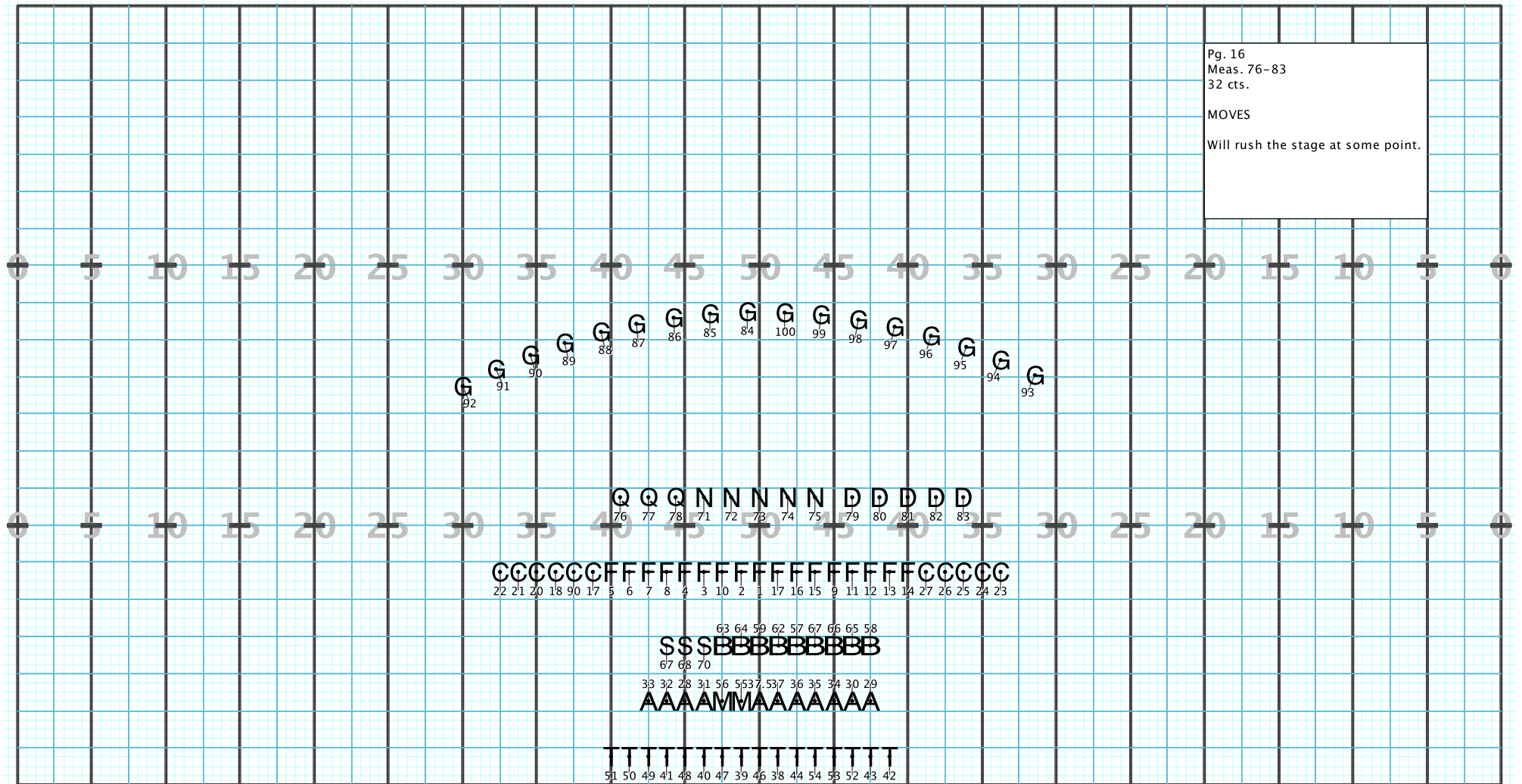
Pg. 15
 Meas. 69-75
 28 cts.
 FM 8 cts. Back of band can move
 12-16

Diagram illustrating a musical drill layout on a grid. The grid is marked with vertical lines labeled 5, 10, 15, 20, 25, 30, 35, 40, 45, 50, 45, 40, 35, 30, 25, 20, 15, 10, 5. The drill consists of several rows of letters and numbers:

- Row 1: G's with numbers 92, 91, 90, 89, 88, 87, 86, 85, 84, 100, 99, 98, 97, 96, 95, 94, 93.
- Row 2: Q's, N's, D's with numbers 76, 77, 78, 71, 72, 73, 74, 75, 79, 80, 81, 82, 83.
- Row 3: C's, F's with numbers 22, 21, 20, 18, 90, 17, 5, 6, 7, 8, 4, 3, 10, 2, 1, 17, 16, 15, 9, 11, 12, 13, 14, 27, 26, 25, 24, 23.
- Row 4: S's, B's with numbers 63, 64, 59, 62, 57, 67, 66, 65, 58, 67, 68, 70.
- Row 5: A's, M's with numbers 33, 32, 28, 31, 56, 55, 37, 53, 7, 36, 35, 34, 30, 29.
- Row 6: T's with numbers 51, 50, 49, 41, 48, 40, 47, 39, 46, 38, 44, 54, 53, 52, 43, 42.

Director Viewpoint

Pg. 16
 Meas. 76-83
 32 cts.
 MOVES
 Will rush the stage at some point.



Director Viewpoint