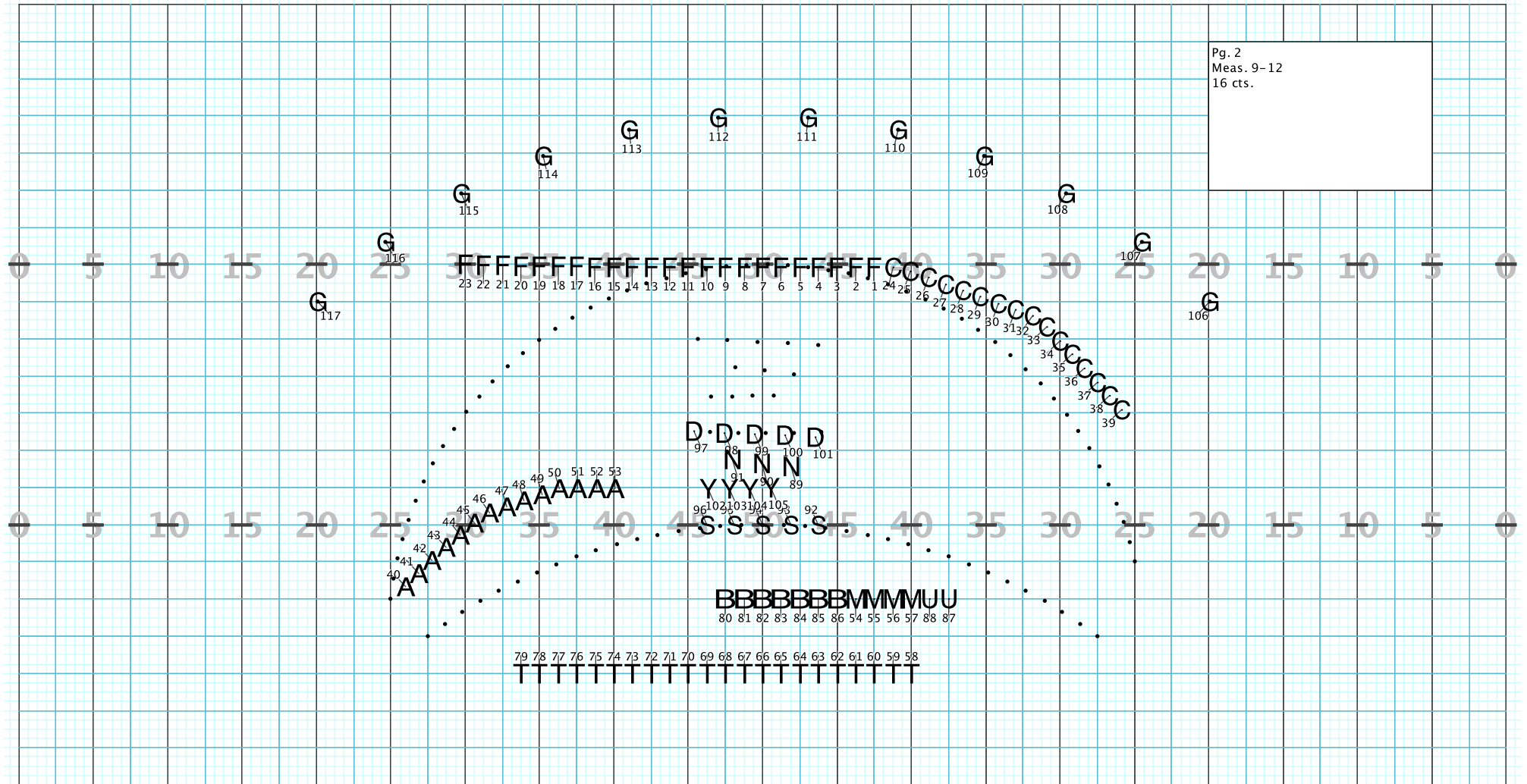
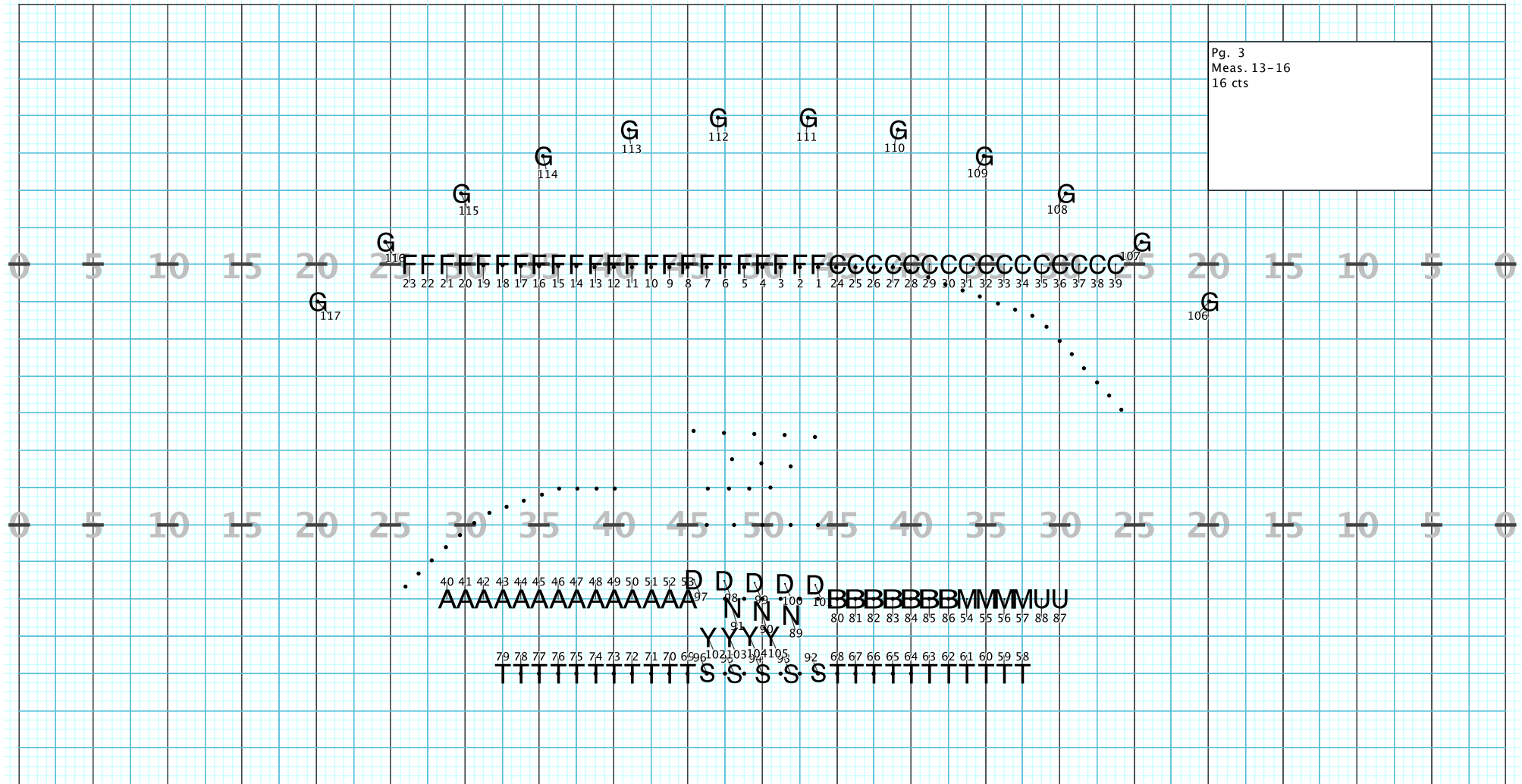


Director Viewpoint




Director Viewpoint




Director Viewpoint

Pg. 4  
 Meas. 17-20  
 16 cts.  
 Brass hold.  
 FL and CL FM  
 Per. Move



Director Viewpoint

Pg. 5  
 Meas. 21-24  
 16 cts.  
 Perc. straight line  
 FL/CL HOLD  
 Brass move at half or whole



Director Viewpoint

Pg. 6  
 DRUM SOLO  
 "25-28"  
 16 cts.  
 count off by 5. Rotate around 16  
 cts. Toward Side 1

0 5 10 15 20 G 25 G 30 G 35 G 40 G 45 G 50 G 45 G 40 G 35 G 30 G 25 G 20 15 10 5 0

117 116 115 114 113 112 111 110 109 108 107 106

FFFFFFFFFFF CCCCCCCCCCCCCCCCC

23 22 21 20 19 18 17 16 15 14 13 12 11 10 9 8 7 6 5 4 3 2 1 24 25 26 27 28 29 30 31 32 33 34 35 36 37 38 39

0 5 10 15 20 25 A 30 A 35 A 40 A 45 A 50 B 55 B 60 M 65 M 70 M 75 M 80 81 82 83 84 85 86 87

40 41 42 43 44 45 46 47 48 49 50 51 52 53

TTTTTTTTTTTTT TTTTTTTTTTTTT

70 78 77 76 75 74 73 72 71 70 69

68 67 66 65 64 63 62 61 60 59 58

DDDDDS SSSSYYYNNN

97 98 99 100 101 96 95 94 93 92 102 103 104 105 91 90 89

Director Viewpoint

Pg. 7  
 "29-32"  
 16 cts- Solo continues  
 Every other up 4, hold 4  
 Dance step 8

The drill chart consists of the following elements:

- Row 1:** A series of 'G' letters with numbers 117, 116, 115, 114, 113, 112, 111, 110, 109, 108, 107, 106 below them, spaced across the grid.
- Row 2:** A long horizontal line of 'F' letters (positions 23-39) followed by a long horizontal line of 'C' letters (positions 24-39).
- Row 3:** A series of 'A' letters (positions 40-53) followed by a series of 'B' letters (positions 80-87) and 'M' letters (positions 54-57) and 'U' letters (positions 58-59).
- Row 4:** A series of 'T' letters (positions 79-69) followed by another series of 'T' letters (positions 68-58).
- Row 5:** A series of 'D' letters (positions 97-96) followed by 'S' letters (positions 95-92) followed by 'Y' letters (positions 103-101) and 'N' letters (positions 100-89).

Director Viewpoint

Pg. 7  
 "33-36"  
 16 cts- solo continues  
 slide dance move 8  
 Hold 8

0 5 10 15 20 G 25 G 30 G 35 G 40 G 45 G 50 G 45 G 40 G 35 G 30 G 25 G 20 15 10 5 0

117 116 115 114 113 112 111 110 109 108 107 106

FFFFFFFFFFF CCCCCCCCCCCCCCCCC

23 22 21 20 19 18 17 16 15 14 13 12 11 10 9 8 7 6 5 4 3 2 1 24 25 26 27 28 29 30 31 32 33 34 35 36 37 38 39

0 5 10 15 20 25 40 41 42 43 44 45 46 47 48 49 50 51 52 53 50 40 35 30 25 20 15 10 5 0

AAAAA AAAAAA AAAAAA

BBBBBBBMMMMUU

80 81 82 83 84 85 86 54 55 56 57 88 87

70 78 77 76 75 74 73 72 71 70 69

TTTTTTTTTTTTTT

68 67 66 65 64 63 62 61 60 59 58

TTTTTTTTTTTTTT

DDDDDS SSSS YYYN NN

97 98 99 100 101 96 95 94 93 92 103 104 105 91 90 89

Director Viewpoint



Pg. 9  
"37-40"  
16 ct. solo continues  
Slide back 8  
Hold 8

Director Viewpoint

Pg. 10  
Meas. 41-44  
16 cts.  
  
HOLD  
FL/CL Clap 2&4

The grid contains the following elements:

- Top Row:** A sequence of letters 'G' with numbers 117, 116, 115, 114, 113, 112, 111, 110, 109, 108, 107, 106 below them. The letters are spaced across the grid.
- Second Row:** A long sequence of 'F' characters from column 23 to 1, followed by 'C' characters from column 24 to 39.
- Third Row:** A sequence of 'A' characters from column 40 to 49, followed by 'B' characters from column 50 to 57, 'M' characters from column 58 to 61, and 'U' characters from column 62 to 67.
- Fourth Row:** A sequence of 'T' characters from column 70 to 76, followed by another sequence of 'T' characters from column 68 to 74.
- Fifth Row:** A sequence of 'D' characters from column 97 to 99, 'S' characters from column 100 to 102, 'Y' characters from column 103 to 105, and 'N' characters from column 91 to 90.

Director Viewpoint

Pg. 11  
 Meas. 45-48  
 16 cts.

8 cts Feet apart LF out  
 Sway to beat to L first  
 Back 4 to SL- Hold four LF out  
 Pop on last meas.

The drill sheet is a 160x10 grid. The top row features a sequence of letters 'G' with numbers 117 through 106 below them, spaced in a pattern of 5, 10, 15, 20, 25, 30, 35, 40, 45, 50, 45, 40, 35, 30, 25, 20, 15, 10, 5 units. A box in the top right corner contains instructions: 'Pg. 11 Meas. 45-48 16 cts. 8 cts Feet apart LF out Sway to beat to L first Back 4 to SL- Hold four LF out Pop on last meas.' The second row contains a sequence of 'F' letters (measures 23-39) and 'C' letters (measures 24-39). The third row contains 'A' letters (measures 40-53) and 'B' letters (measures 80-87), with 'M' and 'U' letters interspersed. The fourth row contains 'T' letters (measures 79-69) and 'T' letters (measures 68-58). The fifth row contains 'D' letters (measures 97-96), 'S' letters (measures 95-92), 'Y' letters (measures 103-101), and 'N' letters (measures 102-89).

Director Viewpoint